



CHIEF EXECUTIVE APPROVAL 02/2016
Plumbing and Drainage Act 2002, part 5.

Approval

1. The **OzziKleen RP10** ("the system") described in the **Specifications and Drawings** in the attached Schedule and manufactured by **Suncoast Waste Water Management** ("the manufacturer") (ABN 62 063 770 534) has been assessed in accordance with the Queensland Plumbing and Wastewater Code (QPW Code) dated 15 January 2013.
2. Approval is granted for a secondary quality wastewater treatment system, subject to compliance by the manufacturer with the requirements of the *Plumbing and Drainage Act 2002, part 5* and the conditions of approval detailed below.
3. This approval, the conditions of approval and the Schedule comprise the entire Chief Executive Approval document.
4. Any modification by the manufacturer to the design, drawings or specifications scheduled to this approval must be approved by the Chief Executive.

Conditions of approval

5. The manufacture, installation, operation, service and maintenance of the systems must be in conformity with the conditions of this Chief Executive Approval.
6. The secondary quality wastewater treatment system may only be used on premises that generate per day:
 - (a) a maximum hydraulic loading of 2,000 litres/day; and
 - (b) a maximum organic loading of 700 grams/day BOD₅
7. For the system to meet the requirements of a secondary quality wastewater treatment system, the system must produce the following effluent quality —
 - (a) 90% of the samples taken must have a BOD₅ less than or equal 20g/m³ with no sample greater than 30g/m³; and
 - (b) 90% of the samples taken must have total suspended solids less than or equal 30g/m³ with no sample greater than 45g/m³; and
 - (c) 90% of the samples taken must have thermotolerant coliform count not exceeding 200 organisms per 100 mL with no sample exceeding 1000 organisms per 100mL.
 - (d) Where chlorination is the disinfections process, the total chlorine concentration shall be greater than or equal to 0.5gm³ and less than 2.0g/m³ in four out of five samples taken.
8. Each system must be serviced in accordance with the manufacturers details supplied in the owner's service and maintenance manuals.
9. Each system must be supplied with —
 - (a) a copy of this Chief Executive Approval document;
 - (b) details of the system and ancillary equipment;
 - (c) instructions for authorised persons for its installation;

A handwritten signature in blue ink, consisting of several loops and a long horizontal stroke at the end.

- (d) a copy of the owner's manual to be given to the owner at the time of installation; and
 - (e) detailed instructions for authorised service personal for its operation and maintenance.
10. This approval does not extend, apply to, or include the land application system used in conjunction with an approved system installed on premises.
 11. At each anniversary of the Chief Executive Approval date, the supplier must submit to the Chief Executive a list of all systems installed in Queensland during the previous 12 months.
 12. Where the Chief Executive is notified of any system failures the Chief Executive may randomly select a number of installed systems for audit. The Chief Executive will notify the National Association of Testing Agencies (NATA) accredited laboratory nominated by the supplier, which systems are to be audited for Biochemical Oxygen Demand (BOD₅) and Total Suspended Solids (TSS). The sampling and testing of the selected systems, if required, is to be done at the supplier's expense. The following results must be reported to the Chief Executive;
 - (a) Address of premises.
 - (b) Date inspected and sampled.
 - (c) Sample identification number.
 - (d) Biochemical Oxygen Demand (BOD₅).
 - (e) Total Suspended Solids (TSS).
 13. The Chief Executive may, by written notice, cancel this approval if the manufacturer fails — to comply with one or more of the conditions of approval; or within 30 days, to remedy a breach, for which a written notice been given by the Chief Executive.
 14. This approval may only be assigned with the prior written consent of the Chief Executive.
 15. This approval expires on 15 April 2021 unless cancelled earlier in accordance with paragraph 13 above.



Lindsay Walker
Director
Strategic Policy (Plumbing, Drainage, Committees and Special Projects)

Date approved: 12 April 2016

Level 16,
41 George Street Brisbane
GPO Box 2457, Brisbane Qld 4001
Telephone +61 7 300 82552
Facsimile +61 7 323 71248
Website www.hpw.qld.gov.au

ABN 61 331 950 314

CHIEF EXECUTIVE APPROVAL No. 02/2016
Plumbing and Drainage Act 2002, part 5, division 1, section 93

SCHEDULE

Attachment 1

Specifications for the

OzziKleen RP10

h w

Department of Local Government and Planning
Chief Executive Approval
Approval No: 441 2/12
Date of Issue: 12/4/16
Delegate Signature: [Signature]
Building Codes Qld

SPECIFICATIONS

Parameter	Raw Wastewater Characteristics
Wastewater treatment capacity	10 persons EP at 200 l/person/day
Maximum hydraulic load	2,000 l/day
Biological Oxygen Demand (BOD ₅)	350 mg/litre or 70 g/day/person
Total Suspended Solids (TSS)	350 mg/litre or 70 g/day/person
Fats, Oils and Grease (FOG)	75 mg/litre. For restaurant applications, a grease trap must be fitted upstream of the treatment plant to remove grease and oils.
pH	6<pH<10
Wastewater temperature range	10°C to 38°C

Treatment Plant Construction:

Tank and components
All Pipe work

Polyethylene (MDPE)
PVC

Electrical Equipment:

Air Blower
Effluent Pump
Controls

LP80HN
Submersible
Electronic (OK1 Control Board)

Alarm System:

Alarm System
Alarm signal

24VDC Audio/Visual
Indicator lights for High Water
Power & Blower

Aeration Tank:

Operating Volume
Aeration tank volume
Residence time
Buffer Zone

4.1m³
5.3 m³
46 hr
1m³ (approx.)

Disinfection equipment:

Chlorinator Type
Chlorine min contact time (max flow)

Tablet Dispenser Cassette
30 min

Motor Box:

Equipment Contained

Air Blower, Control Board,
Decanter Solenoid Valve equipment

Effluent Pump (standard):

Effluent pump duty
Pump Mounting

100 litres/min @ 8 m head
Suspended on discharge pipe

Optional Equipment

Rapid Sand Filtration Equipment:

Flow rate (max)

250 litre/min

Nutrient Reduction Equipment:

Process control
Phosphate reduction process

Electronic
Chemical dosing / Sludge wasting

Sock Filters

Lifting/Pump Stations

Other Customization available

120/210/Other Microns
SLS250, PT500, other sizes available
Please enquire

Irrigation Equipment: Basic irrigation equipment is supplied with the treatment plant. The irrigation system could be of several different formats. Check with Local Authority requirements.

Document No: P002
Revision: N
Revision Date: 03/04/2012

CHIEF EXECUTIVE APPROVAL No. 02/2016
Plumbing and Drainage Act 2002, part 5, division 1, section 93

SCHEDULE

Attachment 2

Drawings for the


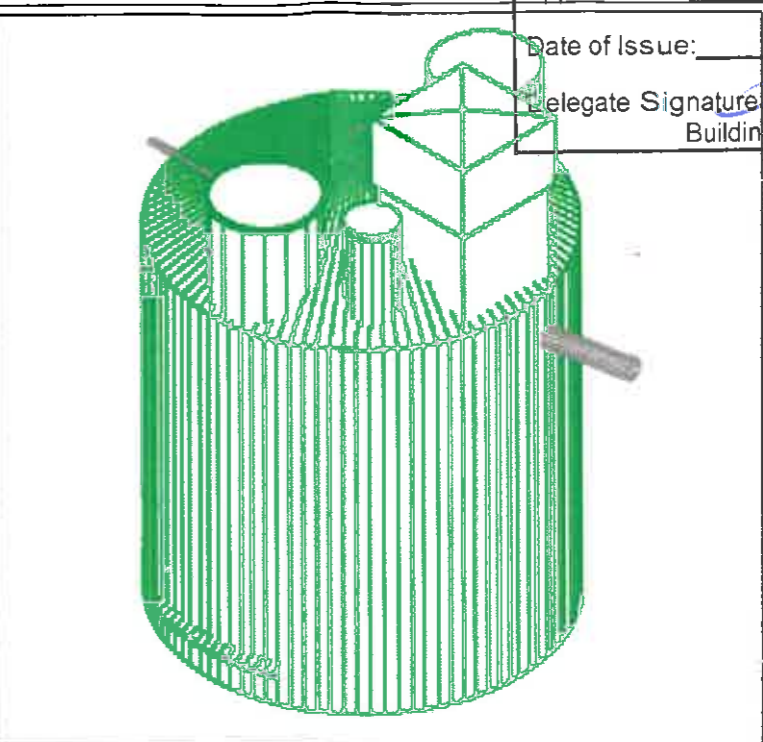
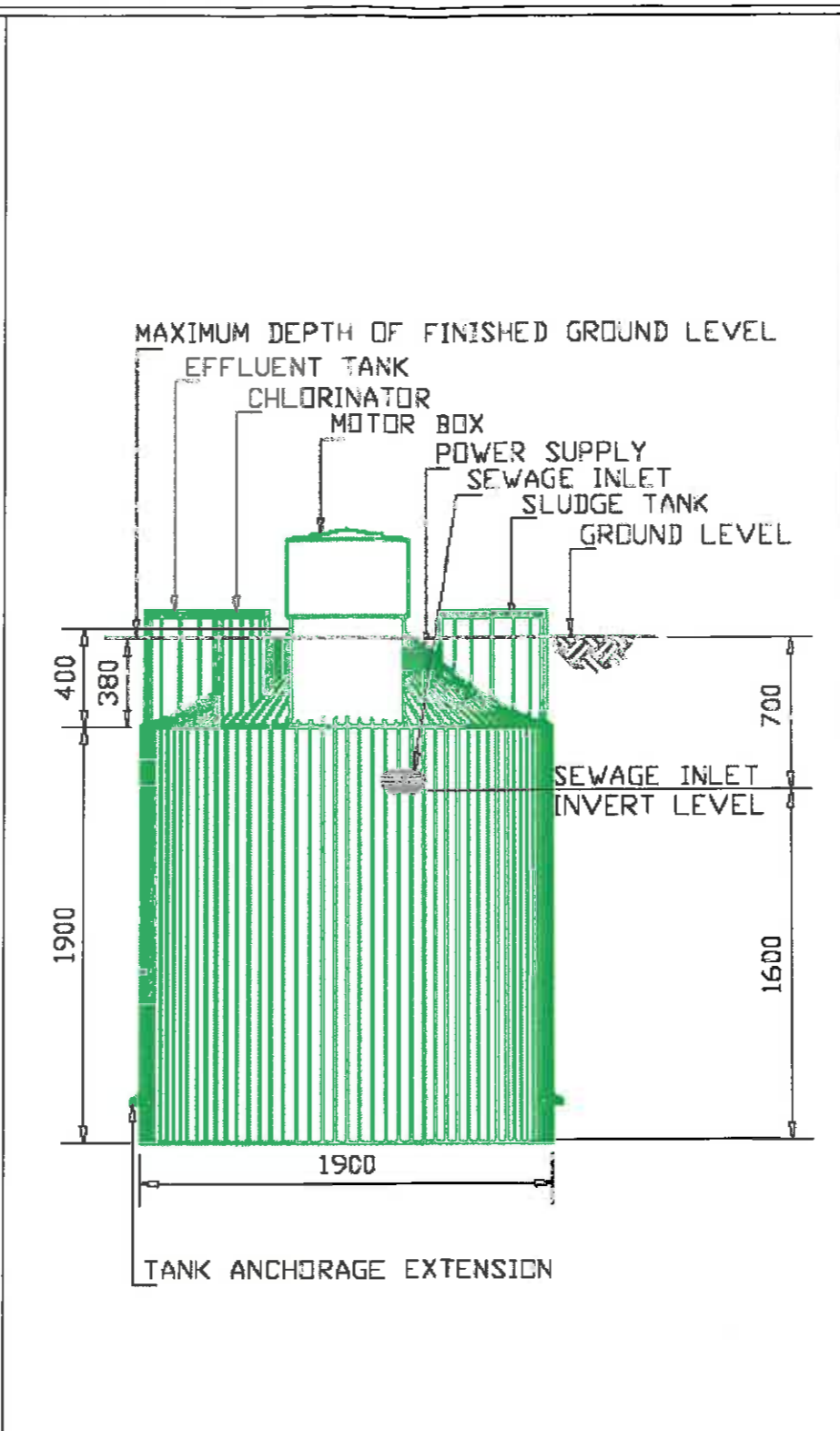
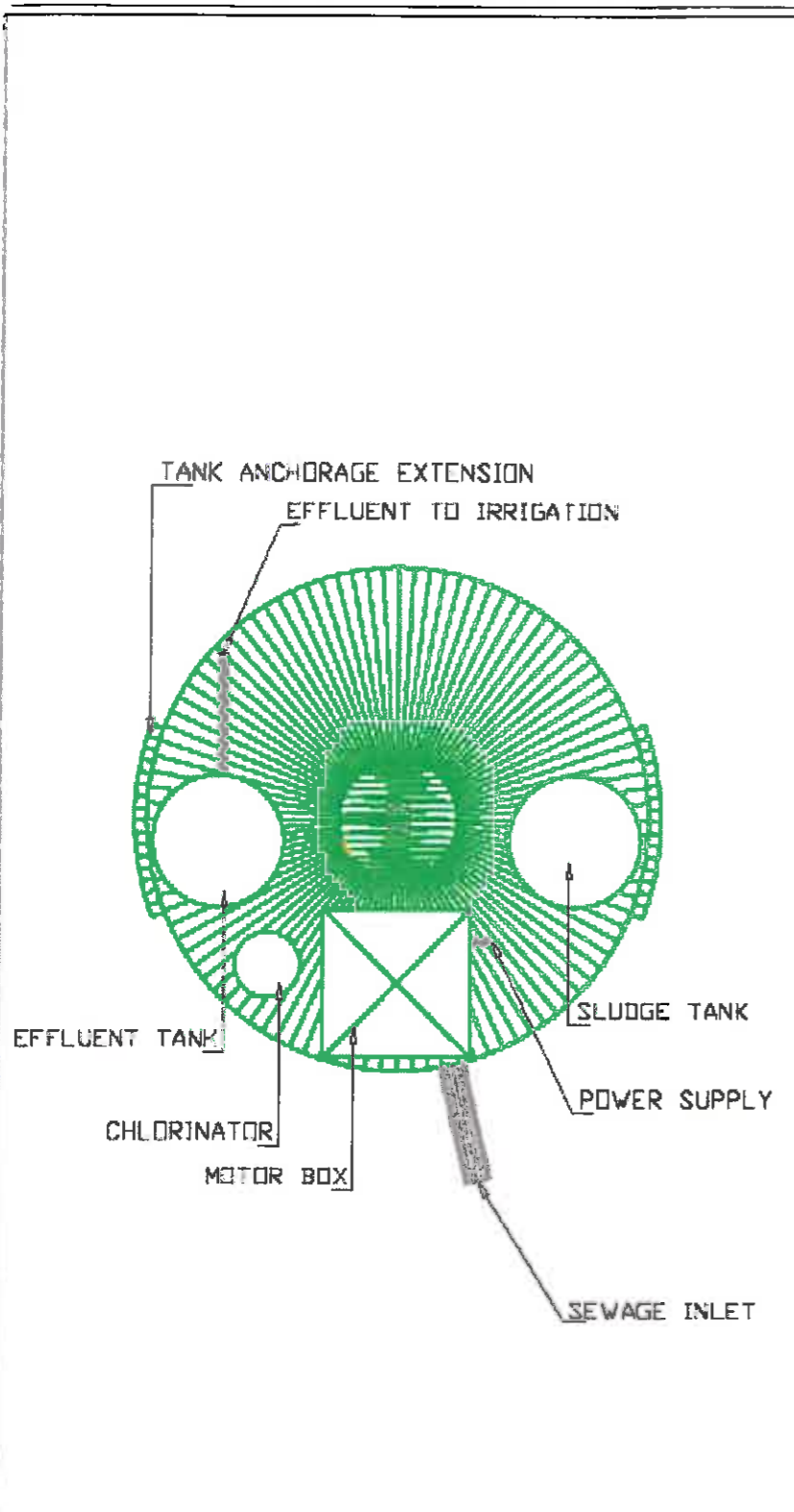
OzziKleen RP10

WW

Department of Local Government and Planning
Chief Executive Approval
 Approval No: 2/16
 Date of Issue: 12/4/13
 Delegate Signature: [Signature]
 Building Codes Qld

Document No:
 Revision:
 Revision Date:

P002
 N
 03/04/2012



SYSTEM DRAWING

DATE	DESCRIPTION	REV.	BY
26/06/08	REPLACE SIPHON BY DECANTER	1	DC

OK For OZZI KLEEN

39 INDUSTRIAL AVE
 ALBION PARK
 QLD 4036
 PH +61 7 3489 4000
 FAX +61 7 3406 4677
 WWW.OZZIKLEEN.COM

Suncoast Waste Water Management

CLIENT	GENERAL	DESIGN	DC
PROJECT	OZZI KLEEN AWTS RP10	DRAWN	DC
TITLE	SYSTEM DETAILS	CHKD	MC
DWG NO.	GD-RP10-HD01	DATE	26/06/08
REV	1	SCALE	NTS